

Music Fundamentals

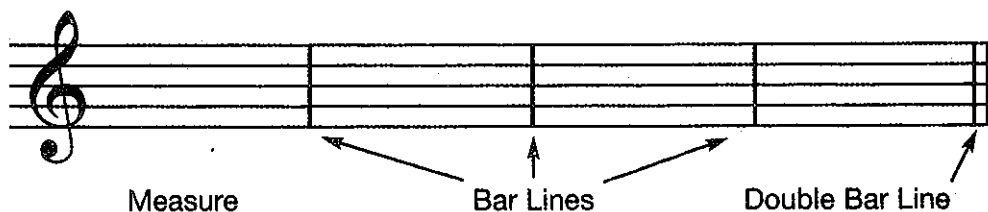
Music is written on a **staff** consisting of five lines and four spaces. You count the lines and spaces of a staff starting from the bottom. There is a **treble clef** at the beginning of each staff in your recorder book. Sometimes the treble clef is called a G clef because it circles the line for the note G on the staff.







The music alphabet has seven different note names: A, B, C, D, E, F, and G. Here are the notes of the treble clef staff.







The **staff** is divided into small segments called measures. **Bar lines** divide the staff into measures. A **double bar line** means the end of a piece or section.




Sounds in music are called **notes**.
In most cases:

-  = Whole Note = four beats
-  = Half Note = two beats
-  = Quarter Note = one beat
-  = Eighth Notes
(Two notes share one beat)

Silent beats in music are called **rests**.
In most cases:

-  = Whole Rest = four beats
-  = Half Rest = two beats
-  = Quarter Rest = one beat
-  = Eighth Rest = one-half beat


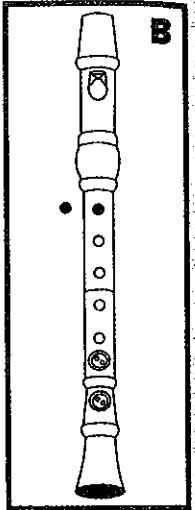
Note: Index of all songs, exercises, and CD tracks appears on page 47.



Playing the Note B



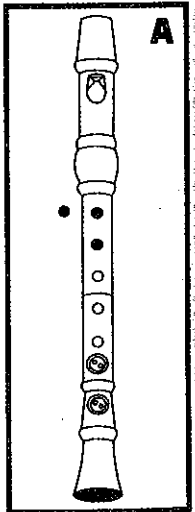
Speak the rhythm of the notes before playing each exercise.




Playing the Note A




Remember to whisper the syllable "too" or "doo" for each note.



Playing B and A



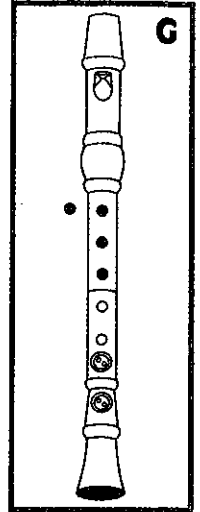


Playing the Note G

1

2

3



Playing B, A, and G

4

5

6



Hot Cross Buns

English


Hot cross buns, Hot cross buns. One a pen-ny, two a pen-ny, Hot cross buns.

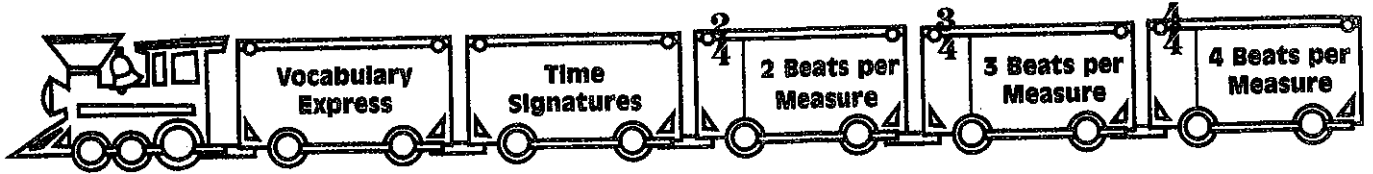


Au Claire de la Lune

French

*The CD with 99 tracks (BMRCD1000) is available separately from your favorite music retailer.





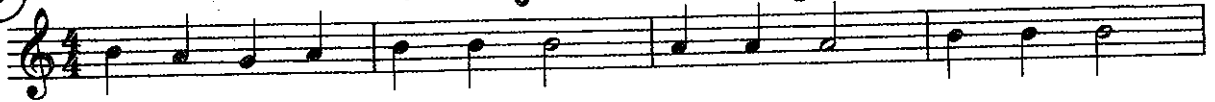
Time signature

Suo Gan


Welsh



Merrily We Roll Along



Buns Cross Hot




Can you tell how this melody was designed? It is the melody of "Hot Cross Buns" inverted (turned in the opposite direction). To create harmony, play "Buns Cross Hot" while a friend plays "Hot Cross Buns."

Quarter Note Quickstep

Almeida




© 2003 WARNER BROS. PUBLICATIONS U.S. INC. All Rights Reserved




Half Note Hop

Almeida



© 2003 WARNER BROS. PUBLICATIONS U.S. INC. All Rights Reserved


The S. is S. = The secret is soft. (Always remember to blow gently in order to produce a good tone.)



3 beats per measure

Triple Meter Practice

Almeida




© 2003 WARNER BROS. PUBLICATIONS U.S. INC. All Rights Reserved

How many dotted half notes are in this piece?



Wacky Waltz

Almeida



© 2003 WARNER BROS. PUBLICATIONS U.S. INC. All Rights Reserved



The Frog

Almeida



© 2003 WARNER BROS. PUBLICATIONS U.S. INC. All Rights Reserved

How many quarter rests are in "The Frog"?

Steps and Skips

Almeida



Step - ping, step - ping, down the line, Skip - ping, skip - ping, feels so fine!

© 2003 WARNER BROS. PUBLICATIONS U.S. INC. All Rights Reserved



Good News!

African-American Spiritual



Good news! Char - iot's com - in', Good news! Char - iot's com - in',



Good news! Char - iot's com - in', don't leave me be - hind!

Eighth Note Encounter

(Reminder: Two eighth notes share a beat)

Almeida

2 beats per measure

© 2003 WARNER BROS. PUBLICATIONS U.S. INC. All Rights Reserved



Lucy Locket

Traditional/Adapted

Lu - cy Lock - et lost her pock - et, Kit - ty Fish - er found it.
 Not a pen - ny was there in it, On - ly rib - bon 'round it.

How many sets of eighth notes are in "Lucy Locket"?



Hop Old Squirrel

Hop old squirrel, eid - le dum, eid - le dum, Hop old squirrel, eid - le dum dee.
 Hop old squirrel, eid - le dum, eid - le dum, Hop old squirrel, eid - le dum dee.

Can you find any measures that are exactly the same?



Mary's Busy Lamb


Almeida

Listen to the professional recorder player on Track 11.

© 2003 WARNER BROS. PUBLICATIONS U.S. INC. All Rights Reserved

What makes this melody sound so "busy"?

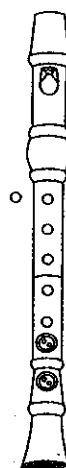
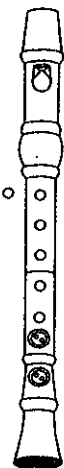
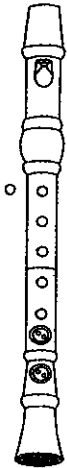




Theory Express


Name the notes below and fill in the correct fingerings on the recorders.





All Aboard!

Almeida



Chat-ta-noo-ga choo choo, Pig-gy-back line, Sil-ver Streak, run-nin' so fine.




Il-li-nois Cen-tral, San-ta Fe, Sea-board Coast-line, slic-ing through the day!

© 2003 WARNER BROS. PUBLICATIONS U.S. INC. All Rights Reserved



Down at the Station



Down at the sta-tion, ear-ly in the morn-ing, See the lo-co-mo-tives all in a row.



Hear the sta-tion mas-ter, cal-ling all the en-gines, All a-board! Off they go!

L. H. at T. = Left hand at the top!



Not all music begins on the first beat of a measure.
Notes that occur before the first measure are called pick-up notes.



Long-Legged Sailor

Pick-up Notes

1. Have you ev - er, ev - er, ev - er in your long - leg - ged life? Seen a
 2. No, I've nev - er, nev - er, nev - er in my long - leg - ged life, Seen a

long - leg - ged sail - or with a long - leg - ged wife?
 long - leg - ged sail - or with a long - leg - ged wife!



Old MacDonald

Begin by singing the song, and then play the recorder in the measures indicated.


1. Old MacDonald had a farm, E - I - E - I - O. Neigh, neigh here, *Fine*
 2. On this farm he had a horse, *D.C. al Fine*

neigh, neigh there. Here a neigh, there a neigh, ev - 'ry - where a neigh, neigh.

Bullet Train

Play a tempo game with this piece by starting very slowly and gradually speeding up to a fast tempo.
The music term for gradually getting faster is *accelerando*.

Almeid

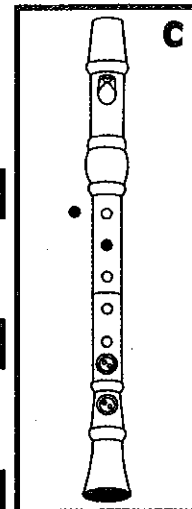


Playing the Note C

1

2

3



Work for very smooth technique as you change fingerings from B to C.



Perform "Juba" three times: Play/Sing/Play.

Juba

Ju - ba this and Ju - ba that, Ju - ba chased a yel - low cat.

Ju - ba up and Ju - ba down, Ju - ba run - ning all a - round!

Triple Meter Trip

Almelda

© 2003 WARNER BROS. PUBLICATIONS U.S. INC. All Rights Reserved

Humpty Dumpty

Traditional/Adapted

Hump - ty Dump - ty sat on a wall, Hump - ty Dump - ty

had a great fall. All the King's hors - es and all the King's

men had scram - bled eggs for break - fast a - gain.

Recorder Reminders

Almeida

Left hand at the top, Not much in your mouth, Cool air to the north and
 hot air to the south. Back-bone nice and straight, Use a gen-tle tone,
 Make your mel-o-dies as sweet as if they had been sung!

© 2003 WARNER BROS. PUBLICATIONS U.S. INC. All Rights Reserved

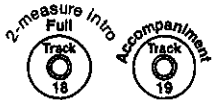
What do you think the lyrics mean in measures 3 and 4: "Cool air to the north and hot air to the south"?
 (See answer on page 22, when you learn the note E.)



Hallelujah Chorus

G. F. Hande

How many beats does a dotted half note get? (See page 7 for answer.) How many dotted half notes are in this piece?




The Grand Old Duke of York

Listen to the professional recorder player on Track 18.

Oh... the... grand old Duke of York, he had ten thou-sand men, He
 marched them up to the top of the hill, and he marched them down a -
 gain. Oh, and when you're up, you're up, and when you're down, you're
 down. But when you're on - ly half-way up, you're nei-ther up nor down!



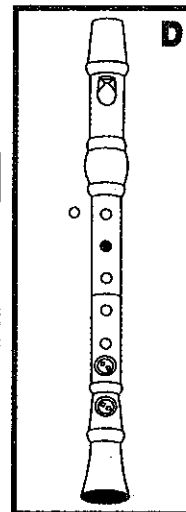


Playing the Note D

1

2

3



The following piece is a round, which creates harmony. A round is a melody played by performers who are playing the same piece but starting at different times. Enjoy singing and playing this round.

Lady Come



1 English

2 English

La - dy come, Can't you see? John fell off the white oak tree.

Expanding Intervals

Almeida

Almeida

© 2005 WARNER BROS. PUBLICATIONS U.S. INC. All Rights Reserved

Harmonious Buns

Play this high harmony line while a friend plays "Hot Cross Buns" on page 5.

Almeida

Hot cross buns, Hot cross buns, One a pen-ny, two a pen-ny, Hot cross buns.

© 2005 WARNER BROS. PUBLICATIONS U.S. INC. All Rights Reserved

T. never T. = Teeth never touch! (Put a very small amount of the head joint into your mouth.)

The Escalator

Almeida



Rid-ing up the es-ca-la-tor to the top, Rid-ing down the es-ca-la-tor, then we stop!

© 2003 WARNER BROS. PUBLICATIONS U.S. INC. All Rights Reserved

Jelly in the Bowl

Almeida



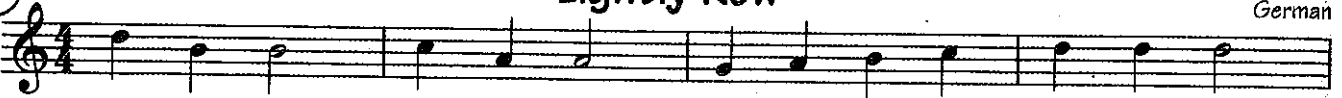
Jel-ly in the bowl, jel-ly in the bowl. Wib-ble, wob-ble, wib-ble, wob-ble, jel-ly in the bowl.

© 2003 WARNER BROS. PUBLICATIONS U.S. INC. All Rights Reserved




Lightly Row

German



Light - ly row! Light - ly row! O'er the glass - y waves we go.



Smooth - ly glide! Smooth - ly glide! On the si - lent tide.



Let the winds and wa - ters be min - gled with our mel - o - dy.



Sing and float! Sing and float! In our lit - tle boat.

Can you find a two-measure pattern that occurs three times in this piece?




Jingle Bells

James Pierpont



Jin - gle bells! Jin - gle bells! Jin - gle all the way!



Oh, what fun it is to ride in a one - horse o - pen sleigh.



Jin - gle bells! Jin - gle bells! Jin - gle all the way!



Oh, what fun it is to ride in a one - horse o - pen sleigh.



Aura Lee

American



As the black - bird in the spring, 'neath the wil - low tree.



Sat and piped I heard him sing, sing of Au - ra Lee.



Sounds of Autumn

Almeida

Listen to the professional recorder player on Track 24.



Leaves are fal - ling down, shades of red and brown. Cool winds swirl a - round, gen - tle au - tumn sounds.


© 2003 WARNER BROS. PUBLICATIONS U.S. INC. All Rights Reserved



Pop! Goes the Weasel



All a - round the cob - bl - er's bench, mon - key




chased the wea - sel. Mon - key thought 'twas




all in good fun. Pop! Goes the wea - sel!

The Farmer in the Dell

(modified)



Farm - er in the dell, farm - er in the dell, Heigh, ho the der - ry oh, farm - er in the dell.



5-measure Intro
Accompaniment
Track 27

Andante

W. A. Mozart



A tie connects two notes of the same pitch. Tongue only the first note, and play the two notes as if they were one.

Last 4 measures
as Intro
Full
Track 28

Accompaniment
Track 28

When the Saints Go Marching In

(in the key of G)

Listen to the professional recorder player on Track 28.

Oh when the saints, go march - ing in,

oh, when the saints go march - ing in.

How I'd love to be in that num - ber,

when the saints go march - ing in.

2-measure Intro
Accompaniment
Track 30


Starlight, Starbright

Star - light, star - bright, first star I see to - night.

Wish I may, wish I might, have the wish I wish to - night.



Row, Row, Row Your Boat (modified)



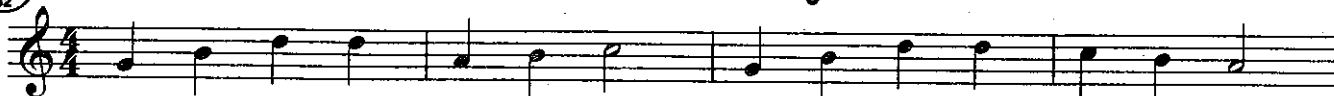
Row, row, row your boat, gently down the stream.



Merrily, merrily, merrily, merrily, life is but a dream.



Love Somebody




Love somebody, yes, I do. Love somebody, yes, I do.



Love somebody, yes, I do. Love somebody, but I won't tell who!

Bow Wow Wow (Version 1)



Bow wow wow, whose dog art thou? Little Tommy Tucker's dog, bow wow wow.


Bow Wow Wow (Version 2)



Bow wow wow, whose dog art thou? Little Tommy Tucker's dog, bow wow wow.

Which version of "Bow Wow Wow" is more challenging? Why?

Cobbler, Cobbler



1. Cob - bler, cob - bler, mend my shoe. Get it done by half past two!
2. Stitch it up and stitch it down. Then I'll give you half a crown.

See page 40 for a Hanukkah song, "My Dreydl," which uses the notes G, A, B, C, and D.



Winter Goodbye

German

Musical notation for 'Winter Goodbye' in 4/4 time, featuring a melody on a treble clef staff and an accompaniment on a bass clef staff. The melody consists of quarter and eighth notes, while the accompaniment features a steady eighth-note pattern.



Cobbler's Song

Danish

Turn to page 10 to remind yourself what *D. C. al Fine* means.

Musical notation for 'Cobbler's Song' in 4/4 time. The first staff shows the melody with a 'Fine' marking at the end. The second staff shows the accompaniment with a 'D. C. al Fine' marking at the end.

The form of the piece is AABA. Use your musical roadmap markings (*repeat sign*, *D. C. al Fine*, and *Fine*) to help you discover what AABA form means.



Bransle de Champagne

French

Musical notation for 'Bransle de Champagne' in 4/4 time. It consists of four staves: the first two are the melody and accompaniment, and the last two are a more complex accompaniment featuring eighth notes and sixteenth notes. The piece ends with a 'D. C. al Fine' marking.

Which measures in this piece have eighth notes? Why are these measures so challenging?



Technique Express

Listen to the professional recorder player on Tracks 36-40. Get that sound in your head. Practice these exercises to increase your technique. Start by practicing each piece at a slow tempo; then gradually increase your practice tempo for finger dexterity. Once you are up to speed, practice with the CD.

4 clicks
Full
Track
36

1

4 clicks
Full
Track
37

2

4 clicks
Full
Track
38

3

3 clicks
Full
Track
39


4

4 clicks between
each tempo
Full
Track
40

5

3 times

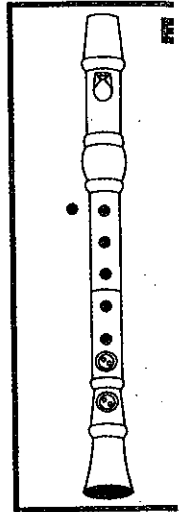
Play this exercise three times, getting faster with each repetition. On the CD track, listen for the four clicks that set the tempo between each repetition.



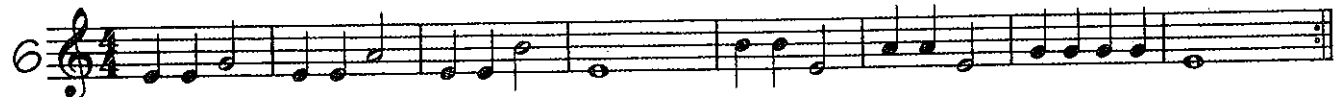


You are now ready to go "south of the border" and learn the new note E, which uses the right hand. Think of the note G as being "the border" on the recorder. All of the notes above the G need cool air to produce a beautiful tone, but in order to make your low notes speak well and sound pleasant, you must use warm or hot air—thus the saying, "cool air north of the border and hot air to the south." (See Recorder Reminders on page 12.)




Be sure to use slow, warm air when playing these exercises using the new note E, and whisper the syllable "dah" when tonguing each note.



Now let's practice moving from E to other notes on the recorder. Be sure to blow softly for each E note.



Can you spot a melodic pattern in this exercise?



Starlight, Starbright

(using the new note E)

Star - light, star - bright, first star I see to - night.
 Wish I may, wish I might, have the wish I wish to - night.



Quiet Moments

Almeida

© 2003 WARNER BROS. PUBLICATIONS U.S. INC. All Rights Reserved



Engine, Engine, Number Nine

American

For a concert piece, perform this song three times: Play/Sing/Play.

En - gine, en - gine, num - ber nine, Go - in' down Chi - ca - go line.
 If the train goes off the track, will I get my mon - ey back?



Chinese Song

ritard.
 (slow down a little)

H. A. below G. = Hot air below G. (Blow warm air for all notes below G.)



Misty Mountain Morning

Almeida

Listen to the professional recorder player on Track 44.



© 2003 WARNER BROS. PUBLICATIONS U.S. INC. All Rights Reserved

Measures 3 and 7 are very different from one another, but each is challenging. What makes these two measures difficult to play?



Tiptoe!

Almeida



© 2003 WARNER BROS. PUBLICATIONS U.S. INC. All Rights Reserved

A dot placed above or below a note means to play the note staccato. Staccato means a little shorter, or detached.

For more practice with staccato notes, review the following pieces and play each quarter note and eighth note as if they were staccato:

- Page 5 - "Hot Cross Buns"
- Page 6 - "Quarter Note Quickstep"
- Page 7 - "The Frog"
- Page 11 - "Juba"
- Page 17 - "Bow Wow Wow" (Version 1)




Wayfaring Stranger

American



Which two lines of "Wayfaring Stranger" are the same? How many low E's are in this American folk song?

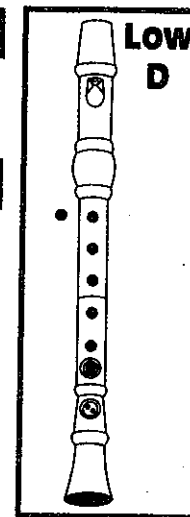


Playing the Note Low D

1

Be sure to use soft, hot air when you play low D.


2



Playing Low D and E

3

4



Theme From Beethoven's Ninth Symphony

(Ode to Joy)

Before you begin playing, find the low D* in this piece. Color it with a highlighter if you wish. Set your fingers in position for low D; then lift your fingers to set the note B. Keep all the other fingers just slightly above their holes, and you will be ready when the low D arrives. Listen to the professional recorder player on Track 48.

♩. = Dotted Quarter Note (1-1/2 beats)

♪ = Eighth Note (1/2 beat)

See page 39 (Holiday Express) for the song "Jolly Old St. Nicholas," which also uses low D.



Enjoy playing and singing these American folk songs.

Hush, Little Baby



1. Hush, lit - tle ba - by, don't say a word, Pa - pa's gon - na buy you a mock - ing - bird.

2. If that mockingbird don't sing... Papa's gonna buy you a diamond ring.
3. If that diamond ring turns brass... Papa's gonna buy you a looking glass.
4. If that looking glass gets broke... Papa's gonna buy you a billy goat.
5. If that billy goat won't pull... Papa's gonna buy you a cart and bull.
6. If that cart and bull turn over... Papa's gonna buy you a dog named Rover.
7. If that dog named Rover won't bark... Papa's gonna buy you a horse and cart.
8. If that horse and cart fall down... You'll still be the sweetest little baby in town.

Old Brass Wagon



Cir - cle to the left, old brass wag - on, Cir - cle to the left, old brass wag - on,



Cir - cle to the left, old brass wag - on, You're the one, my dar - ling.

What do measures 1, 3, and 5 have in common? How many low D's are in this song? How many low E's do you see?

Red River Valley



For a concert piece, perform this three times: Play/Sing/Play.



From this val - ley they say you are go - ing. _____ We will miss your bright



eyes and sweet smile. _____ For they say you are tak - ing the

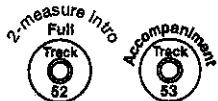


sun - shine _____ that has bright - ened our paths for a - while. _____

See page 16 for a reminder of how to play tied notes.

Scotland's Burning


(1) Perform this piece by yourself. (2) Ask a friend to join you and play the piece as a round. For information on rounds, see page 13.

Alouette


Listen to the professional recorder player on Track 52.

French




Find the measure in "Alouette" that has the largest melodic skip.

Challenge Buns



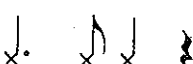

Jungle Bells

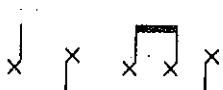
Collaborate with a friend and create lyrics for "Jungle Bells."



Add the following percussion parts to "Jungle Bells":

Cowbell: 

Shekere (rattle): 

Conga Drums: 
Lo Hi Lo Lo Hi

Stop playing all percussion parts on beat 1 of the last measure.



Swing Low, Sweet Chariot

Spiritual

Swing low, sweet char - i - ot, com-in' for to car - ry me home,


Swing low, sweet char - i - ot, com-in' for to car - ry me home.



William Tell Overture - Finale

(excerpt)

G. Rossini



A slur is a curved line that connects two notes of different pitches. To slur means to play without tonguing. Tongue the first note and move your fingers to the next note without tonguing.

Amazing Grace


Scottish

Listen to the professional recorder player on Track 57.

A - maz - ing grace how sweet, the sound. That

saved a wretch, like me. I once was lost, but

now I'm found. Was blind, but now I see.



Find the 1st and 2nd endings in the next song. The first time you play the piece, you will take the first ending and repeat to the beginning. When you play the melody the second time, skip the 1st ending and jump to the 2nd ending to finish the piece.



All Night, All Day

Spiritual

Can you find the new ♩ rhythm patterns? Play them how you think they should sound; then turn the page for an explanation.

I Got Rhythm

Words by Ira Gershwin
Music by George Gershwin



1. I got rhy - thm... I got mu - sic...
2. I got dais - ies... in green pas - tures...

I got my man, who could ask for an - y-thing more.
(pal, ...)

© 1930 WB MUSIC CORP. (Renewed)
All Rights Reserved



Swing ($\text{♩} = \text{♩}^3$)
Intro:

The Lion Sleeps Tonight

Lyrics and Revised Music by
George David Weiss,
Hugo Peretti and Luigi Creatore

Wim - o - weh - o - wim - o - weh - o wim - o - weh - o - wim - o - weh - o

wim - o - weh - o - wim - o - weh - o wim - o - weh - o - wim - o - weh - o.

§ Verse:

1. In the jun - gle, the migh - ty jun - gle, the li - on sleeps... to - night...
2. In the vil - lage, the peace - ful vil - lage, the li - on sleeps... to - night...

In the jun - gle, the migh - ty jun - gle, the li - on sleeps... to - night...
In the vil - lage, the peace - ful vil - lage, the li - on sleeps... to - night...

Chorus:


D.S. §

Wee - ooh wim - o - weh...

Ooh ee-ooh wim - o - weh... Ooh.

© 1961 FOLKWAYS MUSIC PUBLISHERS, INC.
Renewed 1989 by GEORGE DAVID WEISS, LUIGI CREATORE and JUNE PERETTI
Assigned to ADILENE MUSIC INC. c/o THE SONGWRITERS GUILD OF AMERICA
All Rights Reserved

D. F. the T. = Don't forget the tongue! (Be sure to tongue each note that does not have a tie or slur marking.)



All F's in each measure are played as F#s!

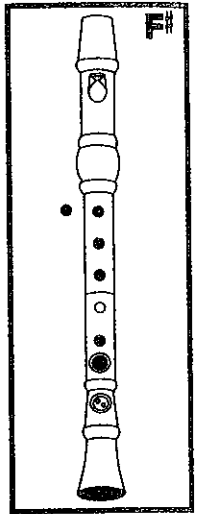
Using the New Note F#

1

2

3

4




Concentrate while playing this exercise. It is very difficult to change from F# to E quickly.



When the Saints Go Marching In

(in the key of D)



The Wedding March

R. Wagner

See page 39 (Holiday Express) for the song "Good King Wenceslas," which uses F#.

When a sharp sign (#) is placed on the F line at the beginning of each line of music, it is called the **key signature**. The **key signature** is placed on each staff to remind you to play all F's as F#s.

Key
Signature

2-measure Intro
Accompaniment
Track
84

Yankee Doodle

American

Yan - kee Doo - dle went to town, rid - ing on a po - ny.
Stuck a fea - ther in his cap and called it mac - a - ro - ni.

How many F#s are in the song "Yankee Doodle"? Use a highlighter to mark each one.

2-measure Intro
Accompaniment
Track
85

Skip to My Lou

American

Flies in the but - ter-milk, shoo, fly, shoo! Flies in the but - ter-milk, shoo, fly, shoo!
Flies in the but - ter-milk, shoo, fly, shoo! Skip to my Lou, my dar - ling.
Lou, Lou, skip to my Lou, Lou, Lou, skip to my Lou,
Lou, Lou, skip to my Lou, Skip to my Lou, my dar - ling.

Last 3 measures
as Intro

Full
Track
66

Accompaniment
Track
67

The Water Is Wide

Scottish

Listen to the professional recorder player on Track 66.

The wa - ter is wide, I can-not cross o'er. And neith-er have
I the wings to fly. Build me a boat, that can car - ry
two, and we will go, my true friend and I.

See page 41 (Holiday Express) for the song "Hanukkah Nights," which uses the note F#.




Folk Song Express

Enjoy playing and singing these American folk songs, which use the new note F#.


2-measure Intro
Accompaniment
Track
66

Down in the Valley

Perform this piece three times: Play/Sing/Play.



Down in the val - ley, val - ley so low.



Hang your head o - ver, hear the wind blow.

Last 3 measures
as Intro
Accompaniment
Track
66

Home on the Range



Oh, give me a home, where the buf - fa - lo roam. Where the



deer and the an - te - lope play. Where



sel - dom is heard, a dis - cour - ag - ing word, and the



skies are not cloud - y all day.

Last 2 measures
as intro
Accompaniment
Track
70

Polly Wolly Doodle



Oh, I went down South, for to see my Sal, sing-in' Pol-ly Wol-ly Doo-dle all the day. My-




Sal, she is a spunk - y gal, sing-in' Pol-ly Wol-ly Doo-dle all the day. Fare thee



well, fare thee well, fare thee well, my fair - y fay. For I'm



goin' to Lou-si - a - na, for to see my Su - sy - an - na, sing-in' Pol-ly Wol-ly Doo-dle all the day.

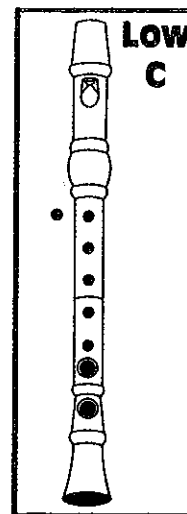


Using the New Note Low C

1

2

3



Basement Buns


Base - ment buns, base - ment buns, Slow, hot air will help you play the base - ment buns.

Merrily We Roll Along

(in the key of C)

Suo Gan

Shortnin' Bread



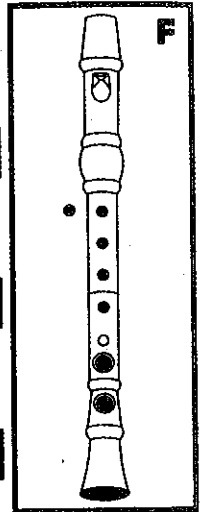
Using the New Note F

1

2

3

4



Hot Cross Buns Revisited

Au Claire de la Lune (in the key of F)

Lucy Locket (in the key of F)

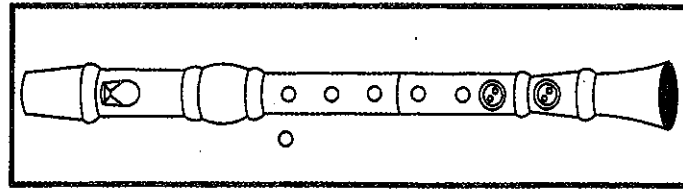
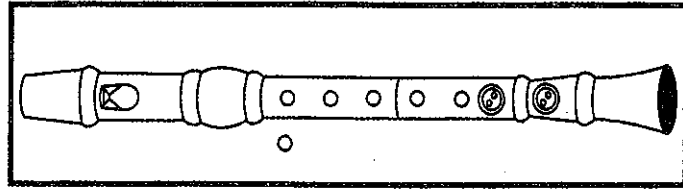
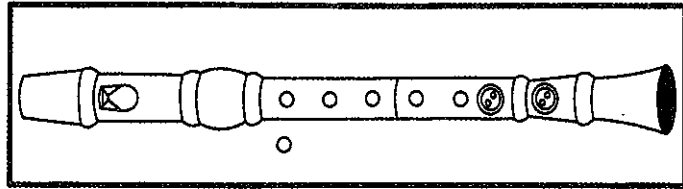
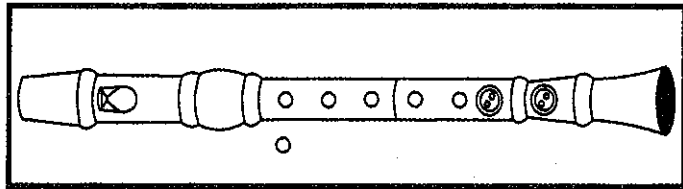
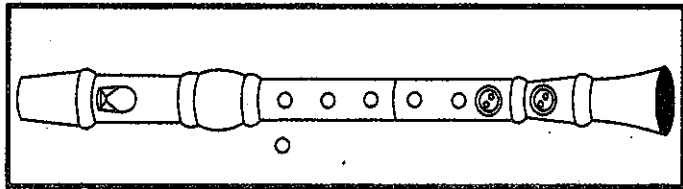

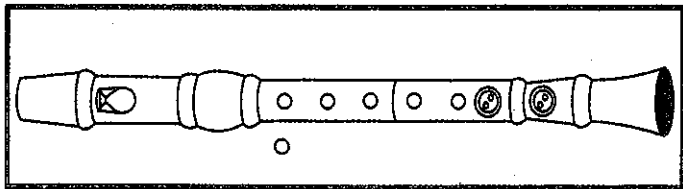
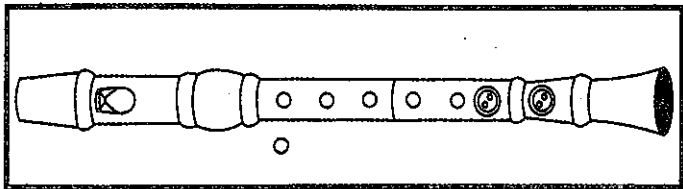
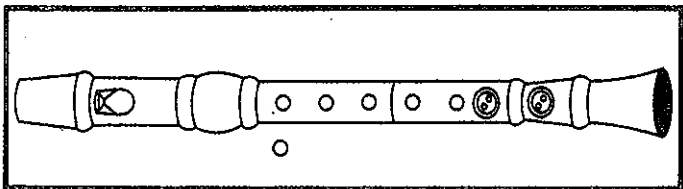
Lu-cy Lock-et lost her pock-et, Kit-ty Fisch-er found it. Not a pen-ny was there in it, on-ly rib-bon 'round it.



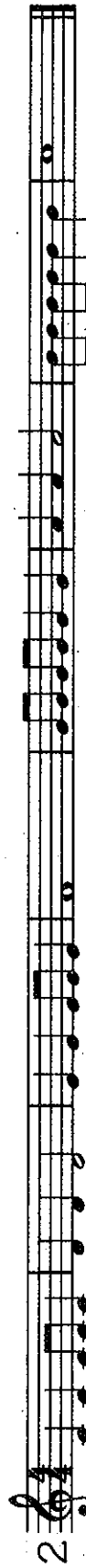

Taps

"I Got Rhythm" on page 29 and "The Wedding March" on page 30 also use the rhythm.

Using the recorders below, fill in the correct fingerings for the notes of the C scale.



Let's Practice the C Scale



Tommy Had a Brother

Tom-my had a broth-er, his name was Ti-ny Tim, he put him in the bath-tub to see if he could swim. He drank up all the wa-ter, he ate up all the soap. He tried to eat the bath-tub, but it wouldn't go down his throat!

2-measure Intro
Accompaniment
Track
72

Camptown Races

Make sure you take the repeat at the end of the second line. To where do you go back?

6-measure Intro
Accompaniment
Track
73

Take Me Out to the Ballgame

Take me out to the ball - game, take me out to the crowd. _____
Buy me some pea-nuts and crack - er - jack, I don't care if I nev - er get back, oh it's
root, root, root for the home team, if they don't win it's a shame. _____ For it's
one, two, three strikes, you're out at the old ball - game! _____





Kookaburra

Australia



Koo-ka-bur-ra sits in the old gum tree. Mer-ry, mer-ry king of the bush is he.



Laugh, Koo-ka-bur-ra, laugh, Koo-ka-bur-ra, fun your life must be!



Puff, the Magic Dragon

Words and Music by Peter Yarrow and Leonard Lipton



Puff the mag-ic drag-on, lived by the sea, and



frol-icked in the au-tumn mist in a land called Hon-a-lee.



Puff the mag-ic drag-on, lived by the sea, and



frol-icked in the au-tumn mist in a land called Hon-a-lee.

© 1963 PEFAMAR MUSIC CORP.
 Copyright Renewed and Assigned to SILVER DAWN MUSIC and HONALEE MELODIES
 All Rights for SILVER DAWN MUSIC Administered by WB MUSIC CORP.
 All Rights for HONALEE MELODIES Administered Worldwide by CHERRY LANE MUSIC PUBLISHING COMPANY, INC.
 All Rights Reserved



Hymn From Finlandia

Listen to the professional recorder player on Track 76.

J. Sibelius



ritard.

U. T. C. = Use the cushions. (You must place your fingers flat over the holes, using the cushions of your fingers. Using just the tips of your fingers, rather than the fatty pads, will cause leakage and wrong notes.)

2-measure Intro
Accompaniment
Track
76

French Folk Song

French

Three staves of musical notation for the French Folk Song. The first staff begins with a treble clef, a key signature of one flat (B-flat), and a 4/4 time signature. The melody consists of a series of eighth and quarter notes, ending with a descending scale of eight notes.

Find the eight notes of the descending C scale in this piece. (Descending means moving in a downward direction.)

2-measure Intro
Accompaniment
Track
78

Li'l Liza Jane

American

Three staves of musical notation for the American folk song 'Li'l Liza Jane'. The first staff includes the lyrics: 'There's a gal in Bal - ti - more, Li'l Li - za Jane.' The second staff includes: 'She's the one that I a - dore, Li'l Li - za Jane. Oh, E - li - za,'. The third staff includes: 'Li'l Li - za Jane. Oh, E - li - za, Li'l Li - za Jane.' The melody is written in treble clef, 4/4 time, with a key signature of one flat.

7-beat Intro
Accompaniment
Track
80

The Bluebells of Scotland

Scottish

Three staves of musical notation for the Scottish folk song 'The Bluebells of Scotland'. The first staff begins with a treble clef, a key signature of one flat (B-flat), and a 4/4 time signature. The melody features a mix of eighth and quarter notes, with some beamed eighth notes.



Jolly Old St. Nicholas



Jol - ly, old St. Nich - o - las, lean your ear this way.
 Don't you tell a sin - gle soul, what I'm going to say.
 Christ - mas eve is com - ing soon, now you dear old man.
 Whis - per what you'll bring to me, tell me if you can!

Find two lines that are the same in "Jolly Old St. Nicholas."



Reminder: All F's are sharped in this piece!

Good King Wenceslas

Good King Wen - ces - las looked out, on the feast of Ste - phen.
 When the snow lay 'round a - bout, deep and crisp and e - ven.
 Bright - ly shone the moon that night, tho' the frost was cru - el.
 When a poor man came in sight, gath - 'ring win - ter fu - el.

How many F's are in "Good King Wenceslas"?



We Wish You a Merry Christmas

We wish you a mer - ry Christ - mas, We wish you a mer - ry
 Christ - mas, We wish you a mer - ry Christ - mas and a hap - py New Year!

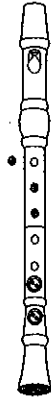
Holiday Express

2-measure Intro
Accompaniment
Track 84

My Dreydl

I have a lit - tle drey - dl, I made it out of clay. And when it's dry and
 rea - dy, oh drey - dl I will play. Oh, drey - dl, drey - dl, drey - dl, I
 made it out of clay. Oh, drey - dl, drey - dl, drey - dl, oh drey - dl I will play.

*Tip for advanced players: Try fingering B another way. This fingering is especially helpful in measures 9 and 10.



2-measure Intro
Full Accompaniment
Track 85

Joy to the World

Listen to the professional recorder player on Track 85.

G. F. Handel

Joy to the world, the Lord is come! Let earth re -
 ceive, her King. Let ev - 'ry heart, pre -
 pare him room. And heav'n and na - ture sing, and heav'n and na - ture -
 sing, and heav'n, and heav'n, and na - ture sing.



AND A SPECIAL HOLIDAY TO YOU!
Happy Birthday to You

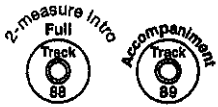
Patty Hill
 Mildred S. Hill

Musical notation for the first two staves of 'Happy Birthday to You' in G major, 3/4 time. The first staff contains the melody, and the second staff contains the accompaniment. A fermata is placed over the final note of the melody in the second staff.

© 1935 (Renewed) SUMMY-BIRCHARD MUSIC, a division of SUMMY-BIRCHARD INC. All Rights Reserved

Find the **fermata** in "Happy Birthday to You." See page 12 for a reminder of what this symbol means.

"I Got Rhythm" on page 29, "The Wedding March" on page 30, and "Taps" on page 34 also use the ♩ rhythm.



Hanukkah Nights

Listen to the professional recorder player on Track 88.

Almeida
 Fine

Musical notation for the first staff of 'Hanukkah Nights' (Section A) in G major, 4/4 time. The melody is marked with a box labeled 'A'.

Han-uk-kah, Han-uk-kah, fes-ti-val of lights, Han-uk-kah, Han-uk-kah, man-y spe-cial nights.

Musical notation for the second staff of 'Hanukkah Nights' (Section B) in G major, 4/4 time. The melody is marked with a box labeled 'B'.

D.C. al Fine

1. Cel - e - brate vic - to - ry, praise the war - riors strong,
 2. Cel - e - brate mir - a - cles, sing the free - dom song.

The form of this piece is AABBA.

© 2003 WARNER BROS. PUBLICATIONS U.S. INC. All Rights Reserved



We Three Kings

Musical notation for the first staff of 'We Three Kings' in G major, 3/4 time. The melody is marked with a box labeled 'A'.

We three kings of O - ri - ent are. Bear - ing

Musical notation for the second staff of 'We Three Kings' in G major, 3/4 time.

gifts we tra - verse a - far. Field and foun - tain,

Musical notation for the third staff of 'We Three Kings' in G major, 3/4 time.

moor and moun - tain, fol - low - ing yon - der star.

See page 14 for the holiday song "Jingle Bells."



O Come, All Ye Faithful

Last 2 measures
as Intro
Accompaniment
Track
91

Musical score for 'O Come, All Ye Faithful' in G major, 4/4 time. The score consists of four staves of music. The melody is on the top staff, and the accompaniment is on the bottom three staves. The piece concludes with a double bar line.

Last 2 measures
as Intro
Accompaniment
Track
92

Auld Lang Syne

Musical score for 'Auld Lang Syne' in G major, 4/4 time. The score consists of four staves of music with lyrics underneath. The melody is on the top staff, and the accompaniment is on the bottom three staves. The lyrics are: "Should auld ac-quain - tance be for - got and nev - er brought to mind? Should auld ac - quain - tance be for - got, and days of auld lang syne? For auld lang syne, my dear, for auld lang syne; we'll take a cup of kind - ness yet, for days of auld lang syne."



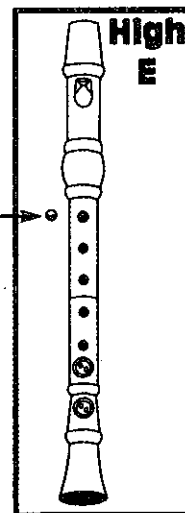
For all of the notes you have learned on recorder, the thumb hole has either been completely covered or completely uncovered. To play high E, you must learn a new way to use your thumb.

The fingering for high E is the same as for low E, except the thumb hole is partially uncovered. Bend your thumb down just a little, pressing your thumbnail into the hole, so that a very small amount of the top of the thumb hole is uncovered. This technique is called **venting** or is sometimes called using a **half hole** technique.

When high E is the highest note in a song, it can be played with the thumb hole uncovered. However, it is best if you learn to **vent** the thumb hole for your high E.

Let's start by playing some exercises with low E's and high E's. When you see the high E's, don't change any finger positions, but bend the thumb down a little until you hear the note move up to the high E.

Vented
thumb hole



1

2

3

4



Twinkle, Twinkle Little Star

(using the new note high E)

Twin - kle, twin - kle, lit - tle star, how I won - der what you are.

Up a - bove the world so high, like a dia - mond in the sky.

Twin - kle, twin - kle, lit - tle star, how I won - der what you are.




Stratosphere Buns

Listen to the professional recorder player on Track 94.





Kum Ba Yah



Try the alternate B fingering. (See page 40.)

This Old Man



Find the high E in this song. Use your highlighter to mark it.

*Lyrics for extra verses if you'd like to sing them:

two/shoe; three/knee; four/door; five/hive; six/sticks;
seven/up in heaven; eight/gate; nine/spine; ten/over again.

London Bridge

Lon - don Bridge is fall - ing down, fall - ing down, fall - ing down.

Lon - don Bridge is fall - ing down, my fair la - dy.

Merrily We Roll Along

(Upper Register)



Land of the Silver Birch

Land of the sil - ver birch, home of the bea - ver. Where still the

might - y moose, wan - ders at will. Blue lake and rock - y shore, I will re -

tum once more. *ritard.* Hi - ya - ya, Hi - ya, Hi - ya - ya, Hi - ya, Hi - ya - ya, Hi - ya Hi.



This page is designed for students who are extremely motivated and enjoy a challenge. Before you begin to study each piece, follow these steps to ensure success: (1) Check the key signature to see if you need to use F#, (2) Check the pieces for any musical "roadmap markings" (such as repeat signs), slurs, fermatas, etc., (3) Tap the rhythm of the piece, and (4) Finger and say the note names before you play. ENJOY!

Musette

J. S. Bach

= Sixteenth Notes: Four notes on one beat

Can Can

J. Offenbach

Ronde

(A Renaissance Piece)

T. Susato

Six beats per measure
Eighth note gets one beat

Irish Washerwoman

Alphabetical Song Index

Piece	Page Number	CD Track(s)*	Piece	Page Number	CD Track(s)*
All Aboard!	9	13	Long-Legged Sailor	10	15
All Night, All Day	29	59	Love Somebody	17	32
Alouette	27	52-53	Lucy Locket (Key of G)	8	9
Amazing Grace	28	57-58	Lucy Locket (Key of F)	34	
Andante (W. A. Mozart)	16	27	Mary's Busy Lamb	8	11-12
Au Claire de la Lune (Key of F)	34		Merrily We Roll Along (Key of C)	33	
Au Claire de la Lune (Key of G)	5	2-3	Merrily We Roll Along (Key of C)	45	
Auld Lang Syne	42	92	Merrily We Roll Along (Key of G)	6	4
Aura Lee	15	23	Misty Mountain Morning	24	44-45
Basement Buns	33		Musette (J. S. Bach)	46	
Beethoven's Ninth Symphony, Theme From (Ode to Joy)	25	48-49	My Dreydl	40	84
Bluebells of Scotland, The	38	80	O Come, All Ye Faithful	42	91
Bow Wow Wow (2 versions)	17		Old Brass Wagon	26	50
Bransle de Champagne	18	35	Old MacDonald	10	
Bullet Train	10		Polly Wolly Doodle	32	70
Buns Cross Hot	6	5	Pop! Goes the Weasel	15	26
C SCALE WORKPAGE	35		Puff, the Magic Dragon	37	75
Camptown Races	36	72	Quarter Note Quickstep	6	
Can Can (Offenbach)	46		Quiet Moments	23	41
Challenge Buns	27		Recorder Reminders	12	
Chinese Song	23	43	Red River Valley	26	51
Cobbler, Cobbler	17		RHYTHM EXPRESS	20	
Cobbler's Song	18	34	Ronde (A Renaissance Piece)	46	
Down at the Station	9	14	Row, Row, Row Your Boat (modified)	17	31
Down In the Valley	32	68	Scotland's Burning	27	
Eighth Note Encounter	8		Shortnin' Bread	33	
Engine, Engine, Number Nine	23	42	Skip to My Lou	31	65
Escalator	14		Sounds of Autumn	15	24-25
Expanding Intervals	13		Starlight, Starbright (Key of C)	23	
Farmer in the Dell	15		Starlight, Starbright (Key of F)	16	30
FINGERING CHART	48		Steps and Skips	7	
Finlandia (Hymn From)	37	76-77	Stratosphere Buns	44	94-95
FOLK SONG EXPRESS	26, 32		Suo Gan (Key of C)	33	
French Folk Song	38	78	Suo Gan (Key of G)	6	
Frog, The	7	7	SUPERSTAR EXPRESS (A Challenge Page!)	46	
Good King Wenceslas	39	82	Swing Low, Sweet Chariot	28	55
Good News!	7	8	Take Me Out to the Ballgame	36	73
Grand Old Duke of York, The	12	18-19	Taps	34	71
Half Note Hop	6		TECHNIQUE EXPRESS (G-D)	19	
Hallelujah Chorus (Handel)	12	17	Technique Express #1	19	36
Hanukkah Nights	41	88-89	Technique Express #2	19	37
Happy Birthday to You	41	87	Technique Express #3	19	38
Harmonious Buns	13		Technique Express #4	19	39
HOLIDAY EXPRESS	39, 40, 41, 42		Technique Express #5	19	40
Home on the Range	32	69	THEORY EXPRESS (B, A, G)	9	
Hop Old Squirrel	8		THEORY EXPRESS (Vocabulary)	21	
Hot Cross Buns (Key of G)	5		This Old Man	44	97
Hot Cross Buns Revisited	34		Tiptoe!	24	46
Humpty Dumpty	11		Tommy Had a Brother	36	
Hush, Little Baby	26		Triple Meter Practice	7	
I Got Rhythm	29	60	Triple Meter Trip	11	
Irish Washerwoman	46		Twinkle, Twinkle Little Star	43	93
Jelly in the Bowl	14		Wacky Waltz	7	6
Jingle Bells	14	22	Water Is Wide, The	31	66-67
Jolly Old St. Nicholas	39	81	Wayfaring Stranger	24	47
Joy to the World	40	85-86	We Three Kings	41	90
Juba	11	16	We Wish You a Merry Christmas	39	83
Jungle Bells	27	54	Wedding March, The (Wagner)	30	63
Kookaburra	37	74	When the Saints Go Marching In (Key of D)	30	62
Kum Ba Yah	44	96	When the Saints Go Marching In (Key of G)	16	28-29
Lady Come	13	20	William Tell Overture - Finale (excerpt)	28	56
Land of the Silver Birch	45	98	Winter Goodbye	18	33
Lil' Liza Jane	38	79	Yankee Doodle	31	84
Lightly Row	14	21	FINGERING CHART	48	
Lion Sleeps Tonight, The	29	61			
London Bridge	45				

*CD available separately (BMRC1000). Where there are two CD tracks, the first one is full performance with the professional recorder player and the second one is accompaniment only. All other tracks are accompaniment only. There are a total of 98 CD tracks; a few pieces do not have tracks and are designed for students to practice unaccompanied. CD tracks are indicated throughout this book.